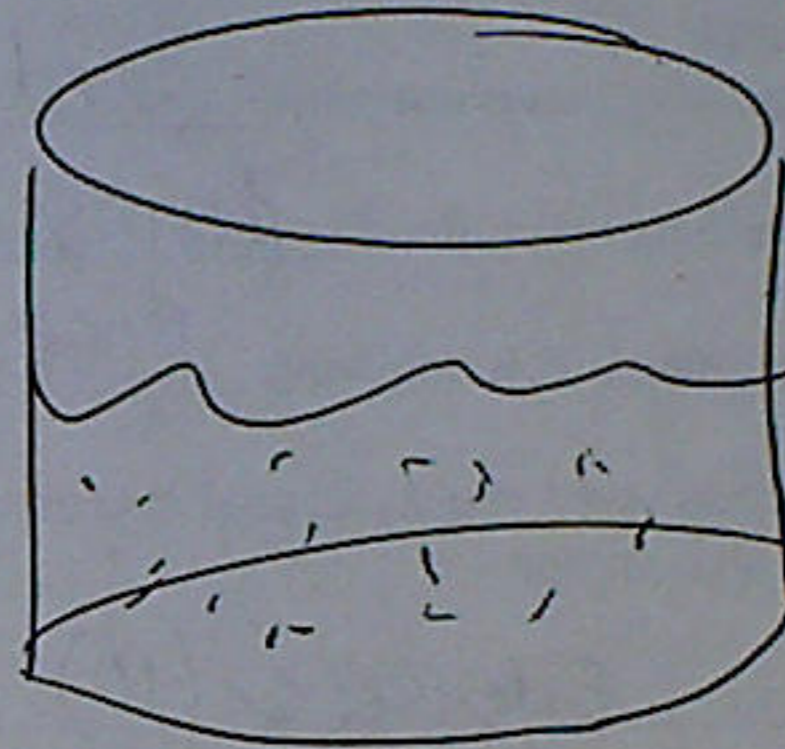

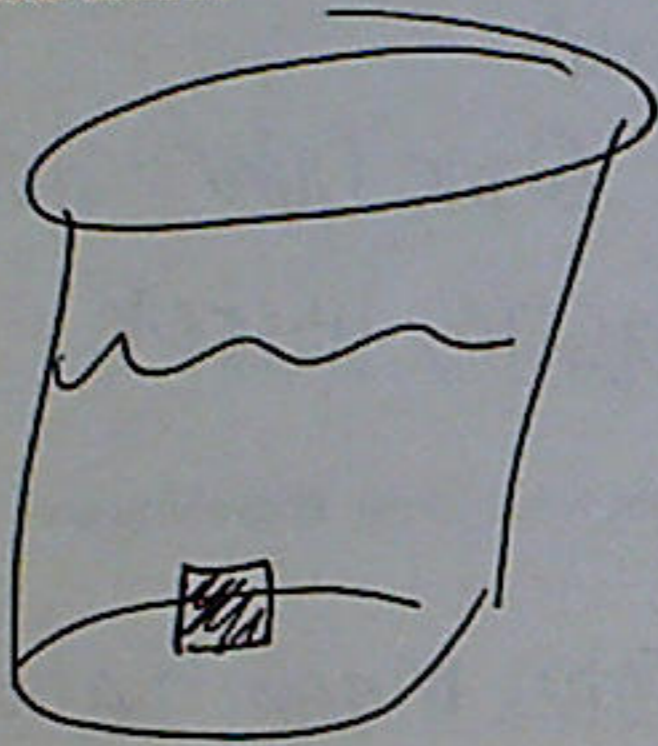


What are two structures found inside a plant cell but not an animal cell?

cell wall



chloroplasts

Draw what it would look like if you dropped a lump of sugar into a glass of water. Explain this process, what is this process called?



Diffusion

Draw and explain what happens when you put a carrot into salt water.



Pure H_2O
get
sucked
out
and

Explain 7 things all human beings do/need because they are a living thing:

1. Reproduce
2. Grow
3. Respond to Environment
4. Gas Exchange
5. Eliminate Waste
6. Use Energy
7. Water

Give an example of:

1. Something that is dormant: seed, egg, tree, brine shrimp
2. Something that is dead: dinosaur, burnt tree, plants @ ms. Dohr's House
3. Something that is nonliving: Rock, metal chair, plastic, water

Your teacher has asked you to set your microscope at 400x. If your eyepiece is 10x, explain what to do. Prove you are correct with an equation.

$$\frac{\text{Eyepiece (10)} \times \text{Objective (40)} = \text{Total Magnification}}{(400)}$$

What is the difference between a paramecium and a our cheek cell?

SEE VENN DIAGRAM

Cell that IS an organism vs. Cell that is NOT an organism

↓

organelles perform life function

↓ cells make tissue

What are three types of protozoa we studied? (SEE chart in notebook)

1. paramecium → cilia → hairlike things in our throat
2. ameeba → pseudopod → white blood cells
3. euglena → flagella → sperm cell

How do they move?